

## Child Health Liaison Program



Alana Podratz

El Paso County Department of Health and Environment



## Child Health Liaison Program

### Background

- 58% of moms of children under age 6 are working outside the home.
- 85% of these children cared for in non-parental care arrangements.
- Early education staff have little health and safety training in Colorado.

## El Paso County's Early Childhood Council



### **Vision**

The Alliance for Kids is dedicated to making El Paso County the best place to raise a child.

### **Mission**

The Alliance for Kids will serve as a vehicle that brings together agencies and individuals to work collaboratively on a seamless system of care for young children and their families in El Paso County.

In partnership with families, the high-quality, early-childhood services in this system encompass children from birth to age 8.

## **Alliance Members**

- Early Care and Education Providers
- Health and Mental Health Agencies
- Family Support Organizations
- Systems Building and Quality Improvement Organizations

## **CHL Program Goals**

- Improve quality of health and safety practices in child care settings
- Increase practices that reduce the spread of communicable illness among children and staff
- Reduce environmental hazards
- Increase access to primary care, mental health and social services for children and families
- Improve the early identification of children with special needs
- Improve immunization rates
- Improve the health promotion knowledge and skills of child care staff

## **Structure of CHL Program**

- Forty hours in classroom over 10 months
- Monthly mentoring on-site at the facility
- Topics covered included:
  - Environmental Rating Scales
  - Communicable Illness
  - Immunizations
  - Safety and Injury Prevention Nutrition and Food Safety
  - Oral Health
  - Social and Emotional Health



## Who Participated?

- 13 Child Health Liaison candidates were chosen from 12 early care and education programs
  - Owner, director, assistant director, assistant coordinator, health liaison, classroom staff
  - One program was lost to attrition, for a final of 12 CHLs from 11 early care and education programs.
- 11 centers included 230 staff and 1,275 children who were exposed to content of the program through their CHL

## Program Evaluation

- On-site qualitative evaluation
- Parent and staff surveys
- Pre and post-exams after module training
- Review of nutritional menus and feeding polices of infants and toddlers
- Assess parent education tools

# Program Evaluation

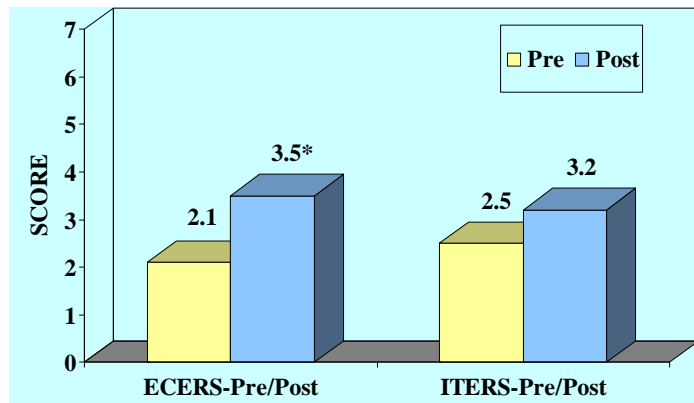


- ITERS-R (infant) and ECERS-R (preschool) used pre- and post-program implementation
- Reliable, valid tools used nationwide to assess quality of group care for children

## ITERS-R and ECERS-R

- On-site observation of center practices
  - Scored from 1 (inadequate) to 7 (excellent)
  - Baseline measurement then end of program measurement
- Chose “Personal Care Routine”
  - Greeting/departing
  - Meals/snacks
  - Nap/rest
  - Toileting/diapering
  - Health practices/washing hands
  - Safety practices

**ECERS-R and ITERS-R  
'PERSONAL CARE ROUTINE'  
PRE & POST-TEST AVERAGE SCORE,  
ALL PARTICIPATING CENTERS**



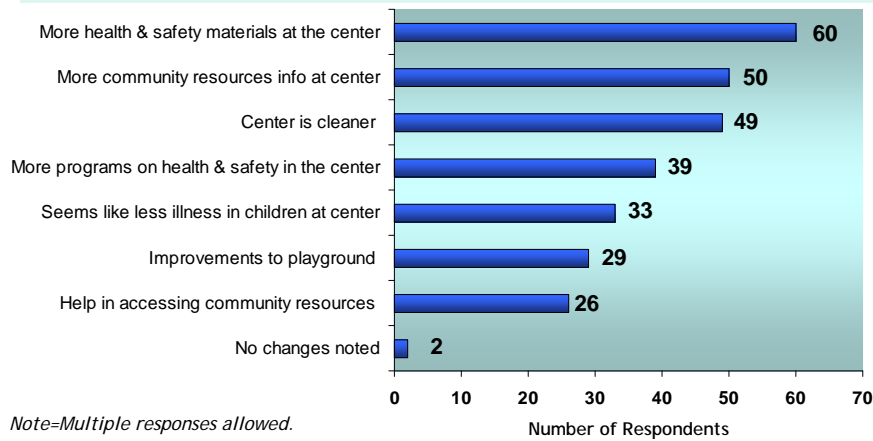
\*statistically significant increase

## Staff and Parent Surveys

- Written survey conducted in January 2009
- 200 surveys distributed to 230 staff at 11 centers
  - 3 questions – CHL awareness; health/safety changes; changes in classroom
  - 83 surveys were returned (36% response)
- 100 parent surveys distributed to 11 centers
  - Unknown # parents at all sites
  - 3 questions – CHL awareness; health/safety changes; changes made at home
  - 76 surveys returned

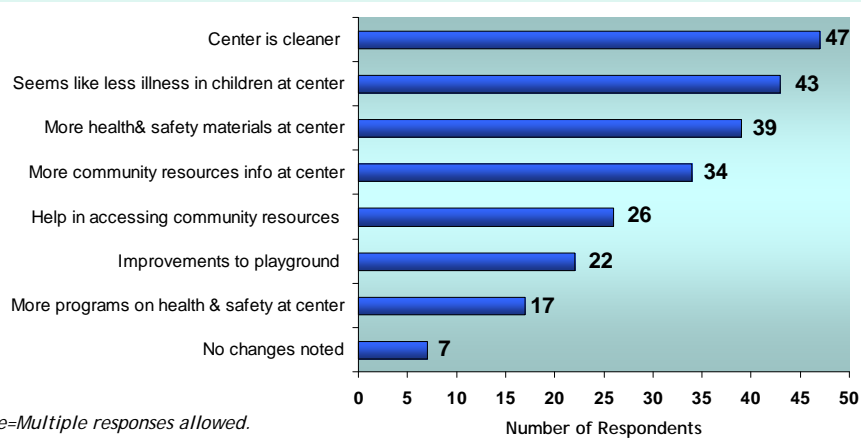
# CHL Program Staff Survey

Which changes have you noticed in the center that relate to health or safety?



# CHL Program Parent Survey

Which changes have you noticed in the center that relate to health or safety?



## **Certificate of Immunization (CI)**

- Standardized form from State Health Department that lists child's immunizations or exemptions
- Improves record keeping and facilitates immunization catch up

## **Certificate of Immunization (CI)**

- Before the immunization training, usage of the Certificate of Immunization (CI) in the 11 CHL centers ranged from 46% to 100% with an average of 83.4% in 1,421 reviewed records.
- Post-training, CI usage ranged from 55% to 100% with an average of 87.8% in 1,222 reviewed records.

## Module Exam Results: Highlights

- Most tests consisted of five questions. Administered just prior to and then after each training module
- Modest increase in mean post scores for seven of 10 modules
- Most improvement in these modules:
  - Health and safety
  - Preventing illness and communicable diseases
  - Immunization and emergency preparedness
  - Safety and injury
  - Child abuse and neglect
  - Medical homes and special needs children

## Lessons Learned and Plans

- Barriers
  - Turnover of facility staff
  - Resistance to change
  - Sustainability and funding
- Three-year strategic plan
  - Considering college credits



## Acknowledgement

We would like to thank:

- Alliance for Kids
- Boulder County Public Health

## Contact Information

- Alana Podratz, R.N., B.S.N., P.H.N.  
[AlanaPodratz@epchealth.org](mailto:AlanaPodratz@epchealth.org)  
(719) 578-3130
- Deniz Kitchen, M.D., M.S.  
[DenizKitchen@epchealth.org](mailto:DenizKitchen@epchealth.org)  
(719) 575-8988

